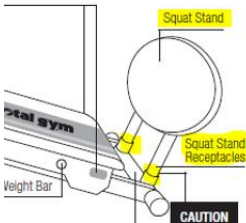




TOTAL GYM

TG FIT VERSUS APEX

Feature / Specification	Total Gym FIT	Total Gym Apex
User Weight Limit	204kg	135kg
Squat stand receptacles 	YES	YES, however there is no Squat Stand supplied.
Leg Pulley Kit	YES	YES
Wing Attachment 	Upgraded 2-piece	Upgraded 2-piece
Resistance Levels	12 – gives 54% Bodyweight resistance at max. level	6 – gives 54% Bodyweight resistance at max. level
Resistance Tower Height	113 cm	110 cm
Compatible with Ab Crunch & Cyclotrainer 2	YES	YES
Size of Glide-board	38.5cm x 114cm	33.5cm x 113.5cm
Compatible with Pilates Kit	YES	YES
Colour	Grey frame, yellow graphics	Grey frame, black & white graphics
Number of standard Exercises	80	60
Training DVDs, excluding those with Accessories	5	1
Training Card Deck 	YES	NO, and not compatible with Card Holder

TG FIT Standard Model

(FIT Signature Series comes with Extra Large Squat Stand instead of Oval Stand)

